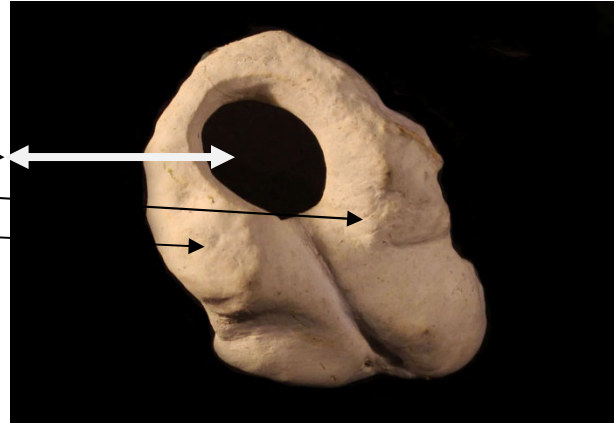
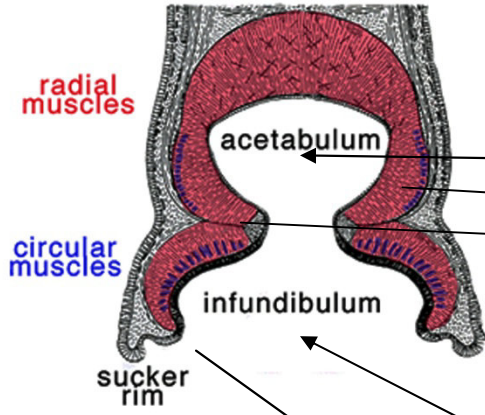


OCTOPUS SUCKER with muscle

ventosa de polvo com o músculo

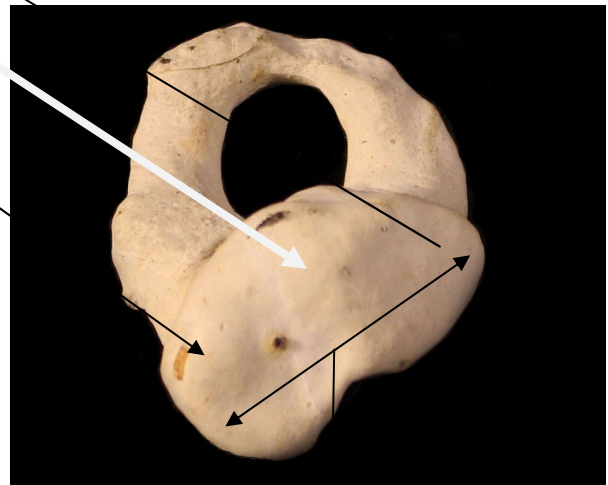
X-section of *Octopus* sucker



http://rcfilms.dotster.com/arribas_ABALO_POLVO_ventosa_1_musculo_1.JPG



http://rcfilms.dotster.com/arribas_ABALO_POLVO_ventosa_1_musculo_2.JPG

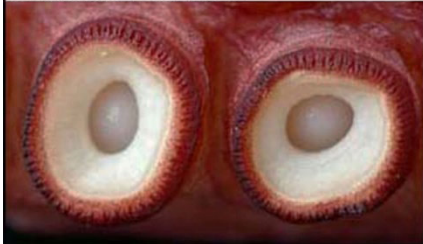


http://rcfilms.dotster.com/arribas_ABALO_POLVO_ventosa_musculo_3.JPG

3 cm

NOTE : the oval shape of the sucker shows that it was contracted in the fossil. A non contracted sucker has a circular shape:

Suckers of a dead octopus. The white area is the infundibulum, while the white glistening centre is the top of the acetabulum 1X



References

- <http://www.asnailsodysey.com/LEARNABOUT/OCTOPUS/octoLoco.php>
- <http://icb.oxfordjournals.org/content/42/6/1146.full>